

PM 8524 P

elevate to the highest power

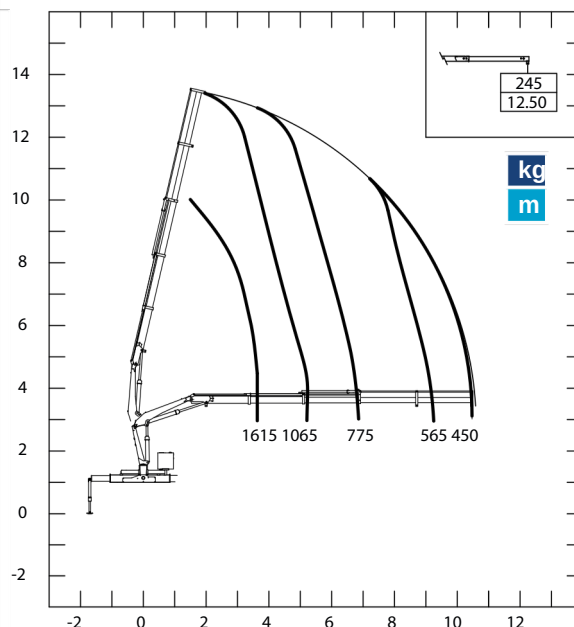
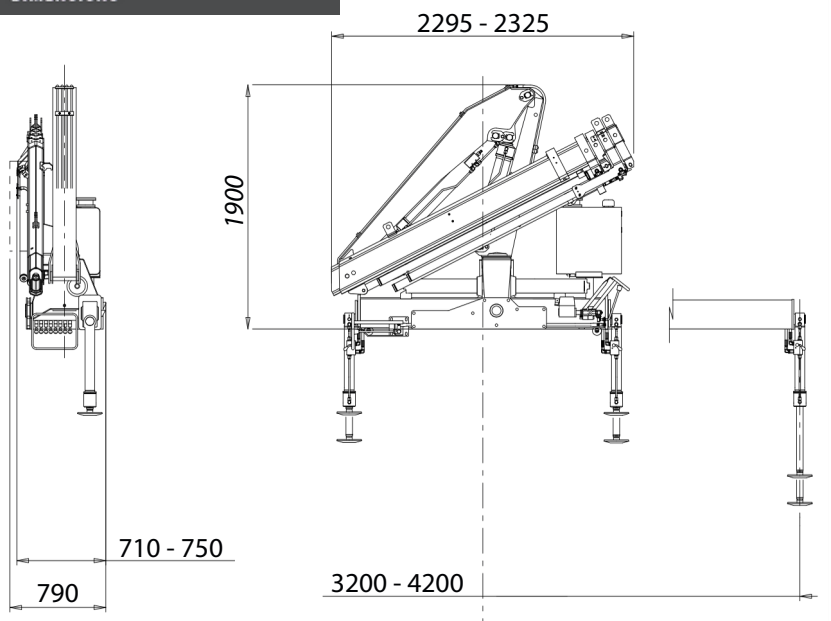
All 8.5P configurations are engineered to deliver exceptional performance and high lifting capacity, especially impressive given their compact, lightweight design. This makes them ideal for operators who need powerful lifting without compromising on mobility or transportability. The advanced Plus system further boosts precision, responsiveness, and overall efficiency, enhancing productivity on every job.



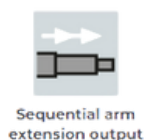
MAXIMUM LIFTING MOMENT	6,0 TM
HYDRAULIC OUTREACH	
Horizontal	10,65 m
Vertical	13,50 m
HYDRAULIC SYSTEM	
Recommended oil flow	30 l/min
Max. pressure	28 MPa
Tank capacity	64 l
SLEWING SYSTEM	
Slewing angle	400°
Slewing torque	10,0 kNm
STABILISATION	
Spread available	3,2 - 4,2 m
Interlock available	1 - 2
Stabiliser control	Manual
STANDARD CRANE WEIGHT	
With empty tank	1060 kg



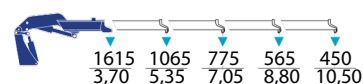
DIMENSIONS



STANDARD EQUIPMENT



LIFTING CAPACITIES



*All technical data, descriptions and illustrations are purely indicative and subject to change at PM Oil&Steel own discretion and without notice.



Smart design for tight spaces.

The PM 8.5P is engineered with a smart, compact design that excels in tight or confined worksites. Its optional LC version features a hydraulically retractable inner boom, enabling easier access and improved manoeuvrability in restricted spaces without compromising lifting capacity or reach. This makes it ideal for urban construction, indoor projects, or any jobsite where space is limited and precision is essential. With the PM 8.5P, you get powerful performance tailored for challenging environments.

OPTIONAL



Hose racks



Air/oil heat exchanger



Tank



Manual extensions



LMU CE control system for mechanical extensions



Electro-hydraulic slewing limiter



LC configuration



4mt alarm sensor